

Manual



5 inch 16:9 High Resolution Monitor

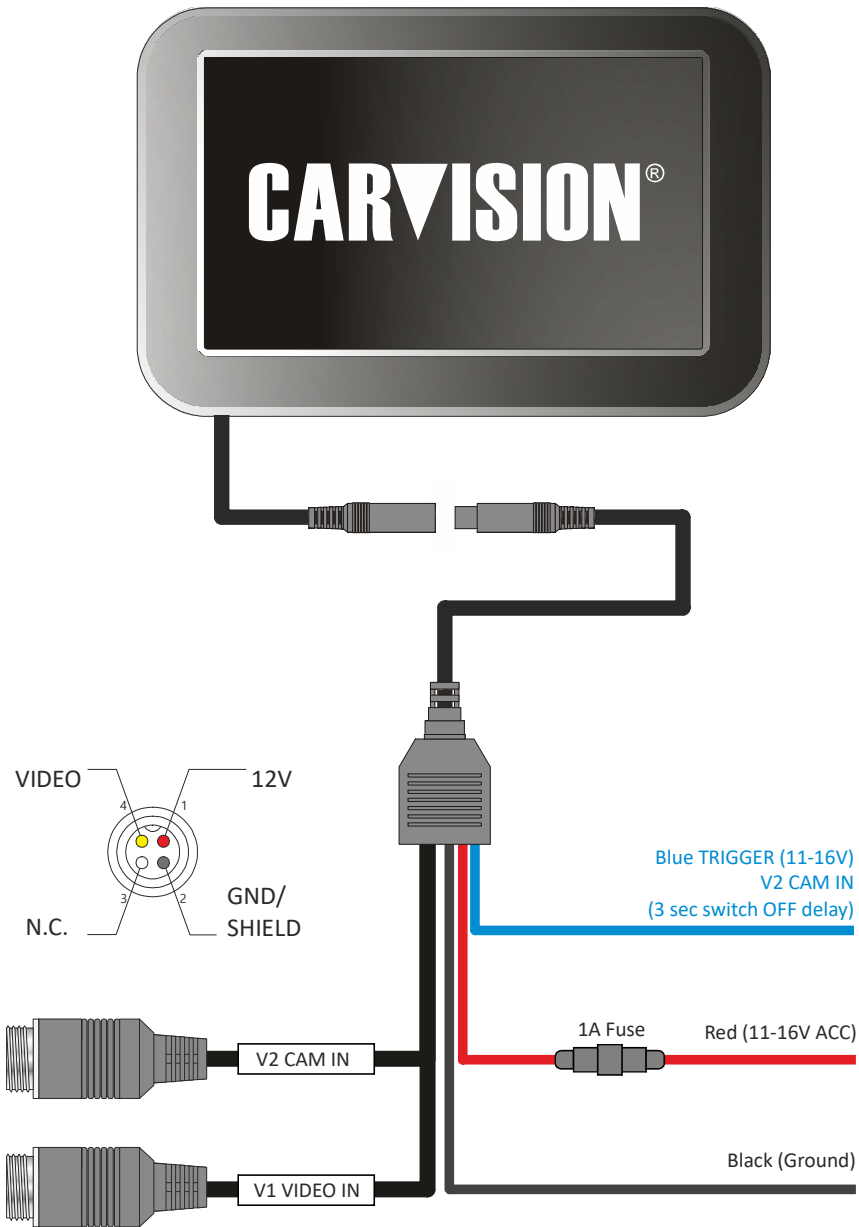
CARVISION

Monitor Specifications

Type Number	M502-AHD
LCD size	5 inch 16:9
Backlight	350 cd/m2
Backlight type	LED (long life time)
Resolution	800 (Horizontal) * 480 (Vertical) * RGB = 1152000 (pixels)
Video system	PAL / NTSC / AHD auto
Video signal	Composite CVBS (FBAS) - 720P - 960P -1080P AHD
View angle	Left 60° Right 60° Up 40° Down 60°
Camera input 1	4P Aviation
Camera input 2	4P Aviation
Camera trigger	11-16 Volt (Camera 2)
Power	11-16 Volt, max. 450mA, 6 Watt
Temperature	-20°C ~ + 60°C
Languages	English
Accessories	Monitor stand
Size	141mm (wide) * 91mm (High) * 17mm (depth)
Weight	250 gram


CARVISION

Monitor Connection



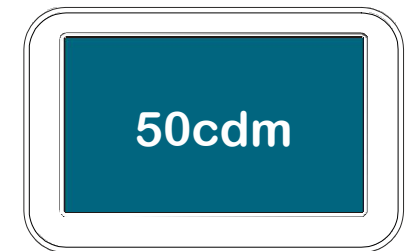
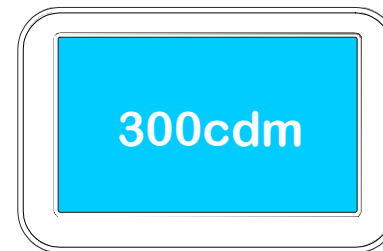
3

Monitor Control



Power button — ON-OFF


Dimmer button — Short press = Backlight dimmer 350cdm/50cdm



Volume button — CAM1-CAM2

4

MENU Control



⏻ — ▲

📖 — Long press (>2 sec) =MENU
Keep pressing for the next adjustment
Press UP or DOWN to change the setting

↻ — ▼

BRIGHTNESS 50

CONTRAST 50

SATURATION 50

TINT 50

ZOOM 16:9 / 4:3

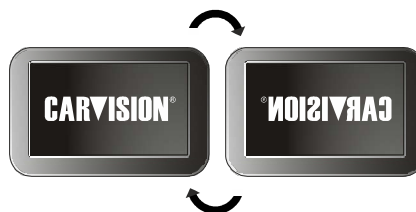
MIRROR CH1 ON / OFF

MIRROR CH2 ON / OFF

PARKINGLINE ON / OFF

LANGUAGE ENGLISH

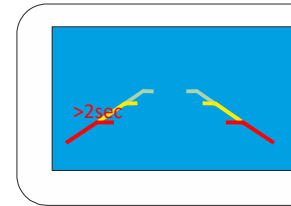
RESET



PARKING LINE Control

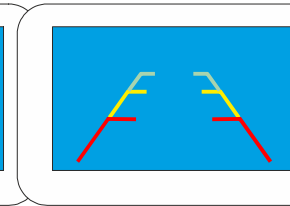
PARKINGLINE OFF / STYLE 1 / STYLE 2 / STYLE 3

35°



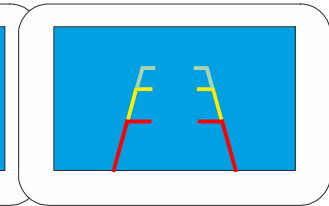
STYLE 1

55°



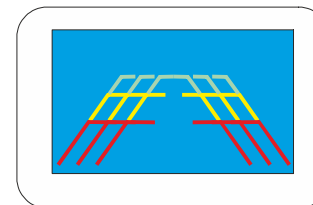

STYLE 2

75°



STYLE 3

The parking lines ONLY become active on input V2 when the BLUE wire is active (12V)



When the lines are active you can move them:

NARROW - MIDDLE - WIDE - OFF