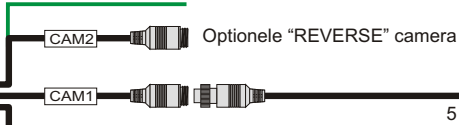
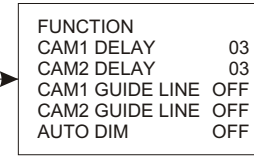
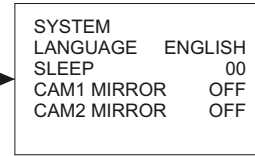
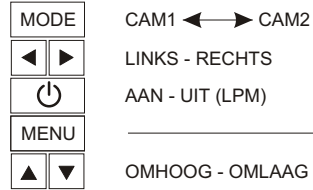
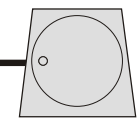




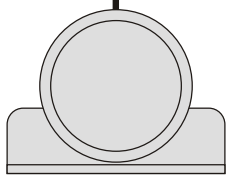
CVBS / HD / FHD Monitor



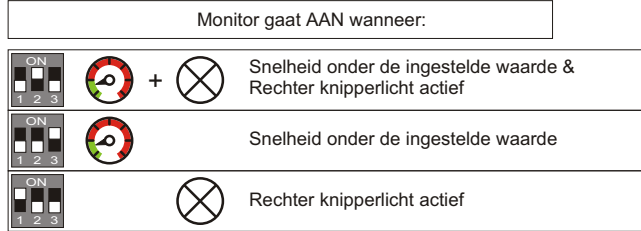
HD Zij camera




White noise & "Caution this vehicle is turning right"



Tacho / Speed module



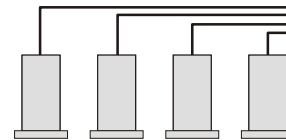
PDC control box



Buzzer



PDC Sensoren



24V Knipperlicht LINKS (oranje)

Tacho signaal (blauw)

24V ACC (rood)

Massa (zwart)

24V Knipperlicht RECHTS (geel)



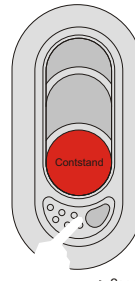
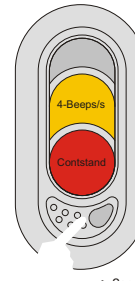
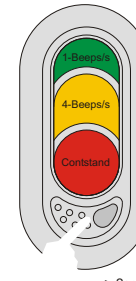
Hz	DIP1	DIP2	DIP3	DIP3	
7	6	0↑	0↑	1↓	0↓
10	9	0↑	1↓	0↑	0↑
12	10	0↑	1↓	1↓	0↓
13	11	1↓	0↑	0↑	0↑
14	12	1↓	0↑	1↓	0↓
22	19	1↓	1↓	0↑	0↑
43	38	1↓	1↓	1↓	0↓
44	40	0↑	0↑	1↓	1↓
61	54	0↑	1↓	0↑	1↓
70	62	0↑	1↓	1↓	1↓
79	71	1↓	0↑	0↑	1↓
89	79	1↓	0↑	1↓	1↓
132	118	1↓	1↓	0↑	1↓



Geluidssignaal optie 1

Geluidssignaal optie 2

Geluidssignaal optie 3

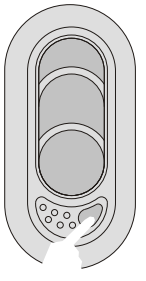


> 2sec

> 2sec

> 2sec

Volume level 1 / 2

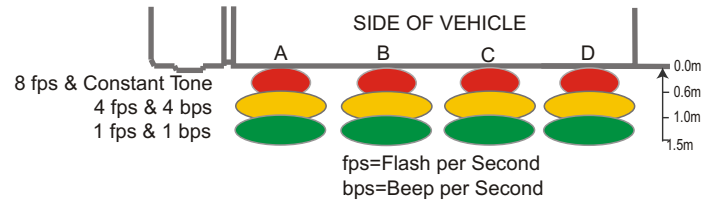
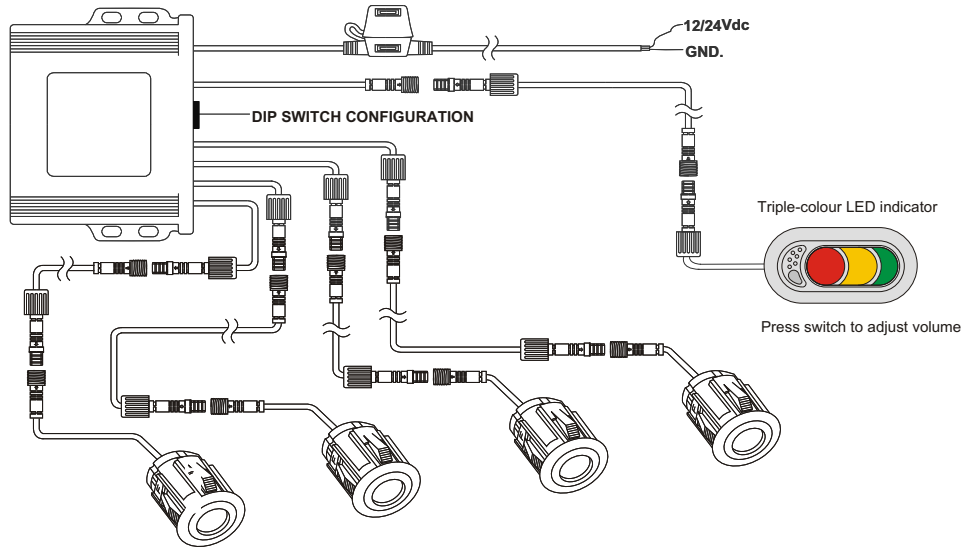


De LED weergave blijft altijd actief ongeacht de geluidssignaal opties

Bij detectie afstand 1.0m zullen Groen en geel altijd gezamenlijk werken. (Zone ROOD & GEEL-GROEN)

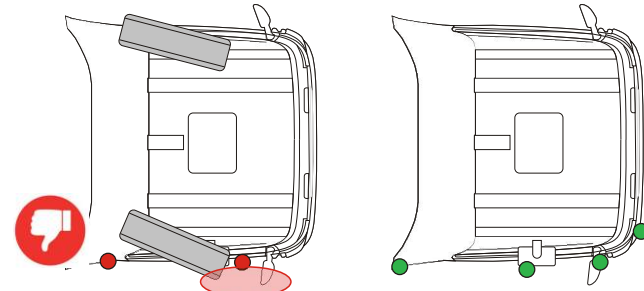
Bij detectie afstand 1.5m zullen de drie zones onafhankelijk van elkaar werken. (Zone ROOD, GEEL, GROEN)

Side Detection System

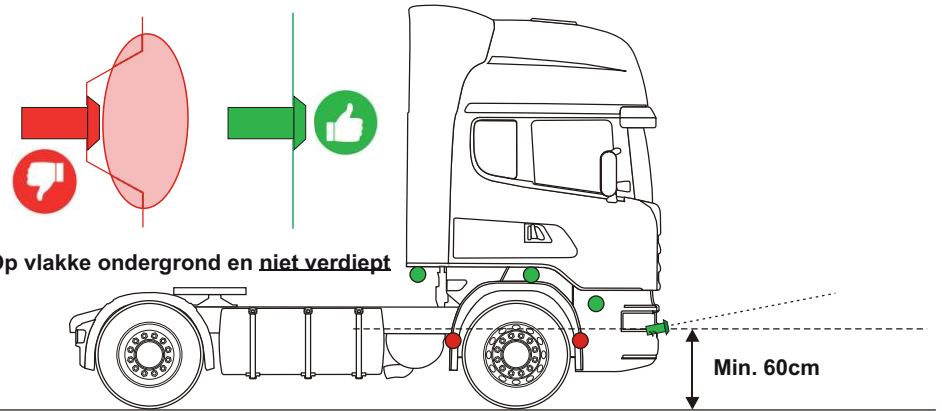


What's In The Box

- 1 X System ECU
- 1 X System Buzzer/Display
- 1 X 2.5m Buzzer/Display Cable
- 4 X High Sensitivity Sensor
- 4 X 4.5m Sensor Cable
- 2 X 2.5m Sensor Cable
- 1 X Handbook
- 4 X 0° Angle Sleeve
- 4 X 11° Angle Sleeve
- 4 X Underslung Bracket
- 1 X Accessory Kits



Sensor niet plaatsen naast wiel uitslag gebied



Op vlakke ondergrond en niet verdiept

Mounting height Sleeve angle

cm	°
60	-11
80	0
90	0
120	+11

Flush mount fixing

