

TECHNICAL SPECIFICATION

Camera (including antenna)

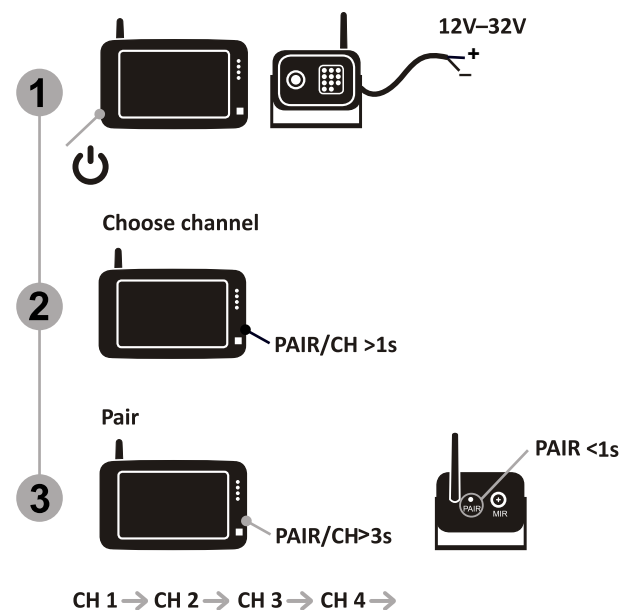
Operating frequency	2400 – 2483.5 MHz
Operation temperature	– 20°C to + 60°C
IP classification camera	IP68
Minimum illumination	0 Lux
Night vision range	5 m
Angle of view	120°
Power supply camera	12 V – 32 V
Power consumption camera	4.5 W
Size (W x H x D)	10 cm x 8 cm x 9 cm
Weight	397 g

Monitor (including antenna)

Operating frequency	2400 – 2483.5 MHz
Operation temperature	– 10°C to + 60°C
Monitor brightness	400 cd/m ²
Monitor resolution	800 x 480
Power supply monitor	6 V–32 V
Power consumption monitor	5.3 W
Size (W x H x D)	15 cm x 9 cm x 5.5 cm
Weight	176 g



EXTRA CAMERA



FAQ

- 1. Is the signal between the camera and the receiver encrypted?**
Yes.
- 2. How many cameras does the system support?**
4 cameras.
- 3. Why does the frame rate sometimes drop when I am driving?**
When driving the signal reception might drop sometimes. This occurs as the signal to the receiver is constantly transmitted from different angles. This is considered normal when transmitting wirelessly.
- 4. Is the camera water resistant?**
The camera is IP66 classed. This means that the camera is well protected from both dust and humidity. It can be placed outside and can be cleaned using a pressure washer.
- 6. Can I hear sound from the camera?**
No, the camera does not have a microphone.
- 7. I am using the camera for reversing, how do I mirror the image?**
Please see the instructions in the "Operation" section.
- 8. What do I do if I have bad reception on the LCD-monitor?**
Start by reading through the troubleshooting. If troubleshooting doesn't help, welcome to contact us.
- 9. Will the camera break at very low temperatures?**
No, at very low temperatures the picture might tone into red. At extremely low temperatures the camera might turn off. However, when the temperature gets higher again the camera will regain its functionality.
- 12. Further questions?**
You are always welcome to contact us.

► PACK-500DW 12V-32V Digital Wireless Monitor System



CARVISION®

201504

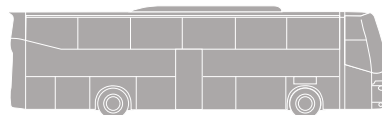
For more detailed information



→ Please contact local dealer


CARVISION®


MANY APPLICATIONS




INSTALLATION



1 Power off  off on

2  12V-32V

1 Power off  off on

2  

or

 6V-32V


OPERATION



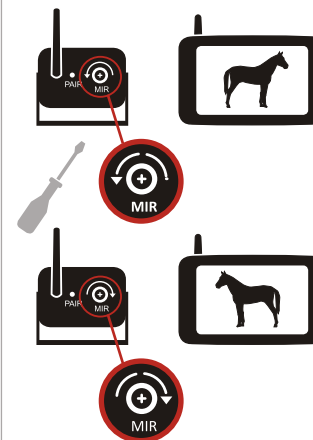
1 Power on  off on

2  

Channels

 PAIR/CH<1s
CH 1 → CH 2 → CH 3 → CH 4 →

Mirror Mode



Parking Assistance



TROUBLESHOOTING

